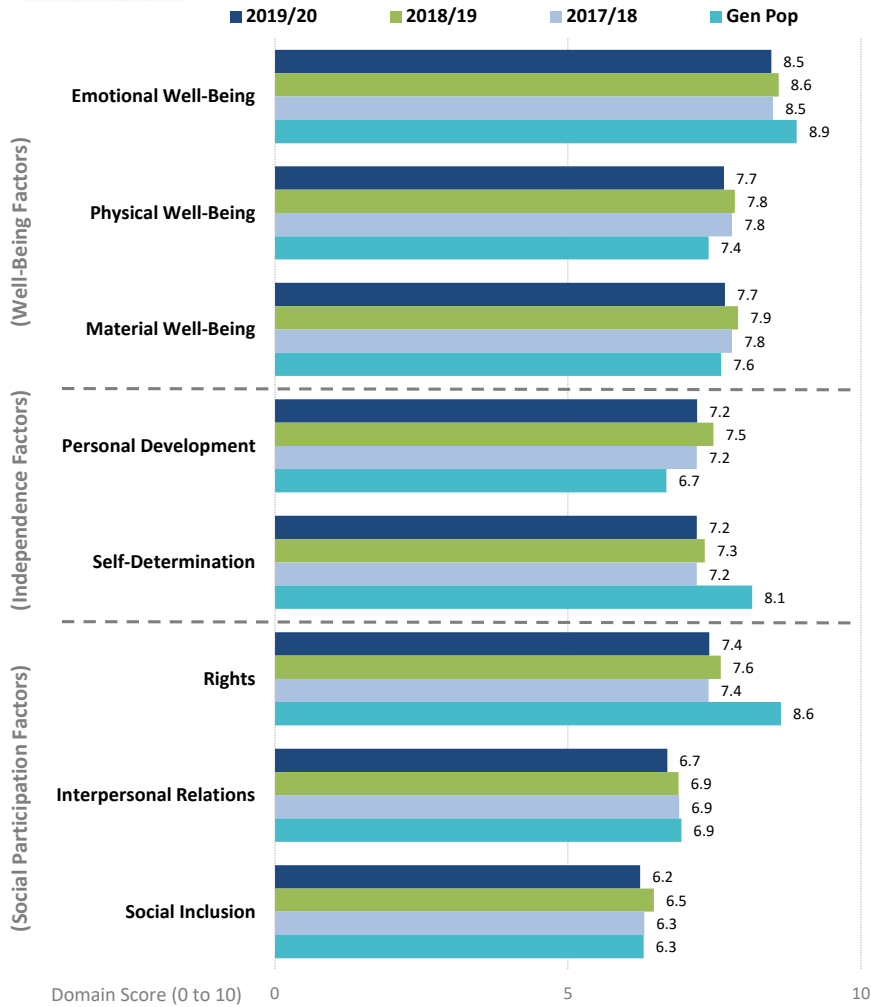
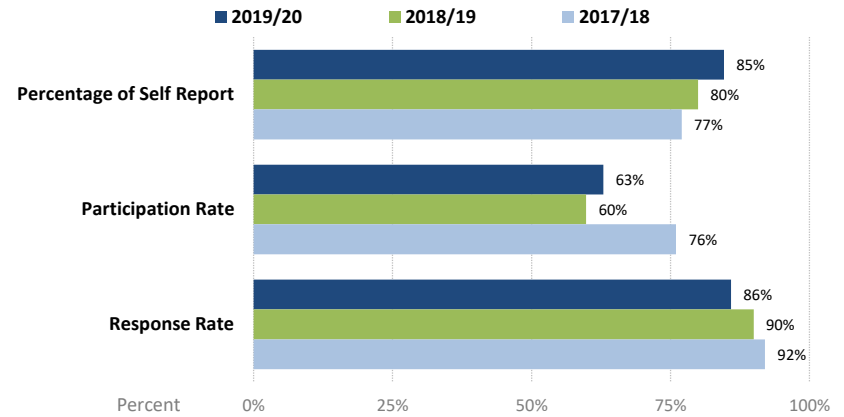


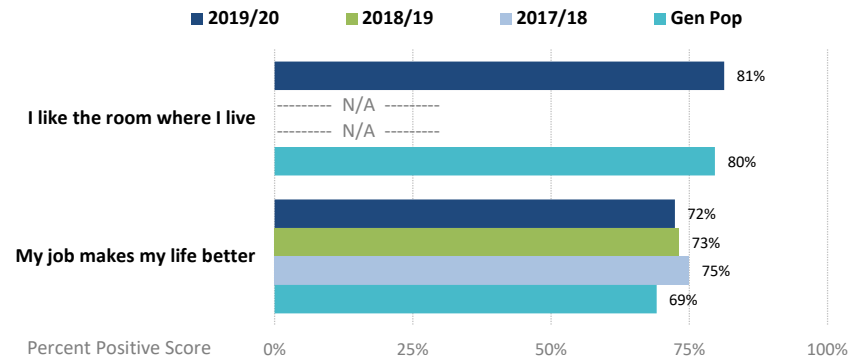
Quality of Life Domain Scores



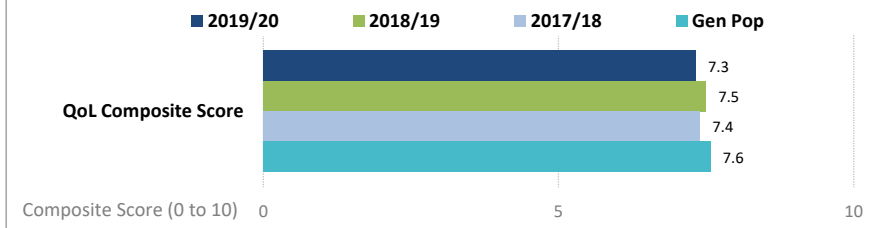
Key Survey Metrics



Housing and Employment



Quality of Life Composite Score



Quality of Life Framework		Domain Scores Correlation with...			
Factor	Domain	Feels good about their life n=1,101	Likes the room where they live n=1,082	Has paid work (Yes / No) n=1,035	Life is better (those employed) n=428
Well-Being	Emotional Well-Being	0.506	0.392	weak	0.435
	Physical Well-Being	0.549	0.412	weak	0.461
	Material Well-Being	0.386	0.328	weak	0.391
Independence	Personal Development	0.458	0.301	0.204	0.465
	Self-Determination	0.380	0.271	0.224	0.403
Social Participation	Rights	0.287	0.239	0.235	0.337
	Interpersonal Relations	0.410	0.249	weak	0.352
	Social Inclusion	0.360	weak	0.249	0.360
		Moderate Association .2 ≤ r < .5			Large Association r ≥ .5